

## An Analysis of Global Trade in Light-weight paper, coated with inorganic substances, used for writing etc., of which more than 10% by weight of total fibre content consists of fibres obtained by a mechanical or chemi-mechanical process

This paper summarises the results of an analysis of global trade in light-weight paper, coated with inorganic substances, used for writing etc., of which more than 10% by weight of total fibre content consists of fibres obtained by a mechanical or chemi-mechanical process. Global trade is defined by collating export information for the major exporting countries list in Table 1.

### Data Time Period and Adjustments

Table 1 lists the major lightweight paper exporting countries and the end points to which we have collected data for this analysis. We have data from January 2008 and up to at least February.

**Table 1 Export Statistics Countries - Light-weight paper, coated with inorganic substances, used for writing etc., of which more than 10% by weight of total fibre content consists of fibres obtained by a mechanical or chemi-mechanical process**

<u>EU27</u>	<u>Data Up to</u>	<u>EU27 continued</u>	<u>Data Up to</u>
Austria	February 2015	Slovenia	February 2015
Belux	February 2015	Spain	February 2015
Bulgaria	February 2015	Sweden	February 2015
Czech Rep	February 2015	U.K.	February 2015
Denmark	February 2015	Hungary	February 2015
Estonia	February 2015	Slovakia	February 2015
Finland	February 2015	Luxembourg	February 2015
France	February 2015	Lithuania	February 2015
Germany	February 2015	Latvia	February 2015
Greece	February 2015	Cyprus	February 2015
Ireland	February 2015	<u>South East Asia</u>	
Italy	February 2015	Indonesia	February 2015
Netherlands	February 2015	<u>North America</u>	
Poland	February 2015	U.S.A.	March 2015
Portugal	February 2015	<u>North Asia</u>	
Romania	February 2015	CHINA	March 2015

## Global Trade

Estimated export volumes peaked in 2010 and have declined each year thereafter. By 2014 export volumes were 24% lower than in 2010. The profile of export values is similar to export volumes although export values increased in 2011 due to higher prices. Average export prices increased strongly up to \$US 909 per tonne in 2011. Thereafter average prices have declined down to \$US 816 per tonne in 2014. In 2014 estimated global exports amounted to 4.4 million tonnes with a value of \$US 3,573 million.

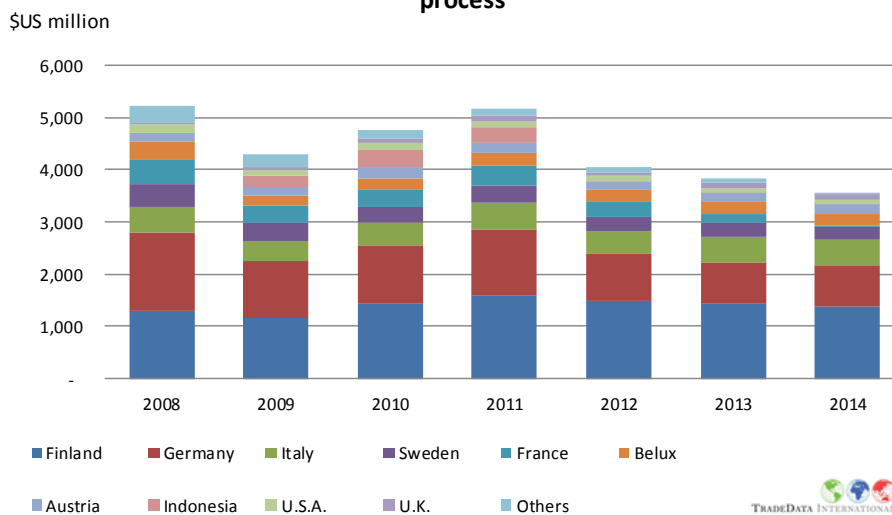
**Major Exporters of Light-weight paper, coated with inorganic substances, used for writing etc., of which more than 10% by weight of total fibre content consists of fibres obtained by a mechanical or chemi-mechanical process**

	2010	2011	2012	2013	2014
<b>Estimated Global Exports</b>					
Quantity -thousand tonnes	5,769.6	5,690.2	4,682.1	4,592.8	4,376.8
Value \$US FOB million	\$4,760	\$5,173	\$4,041	\$3,845	\$3,573
Average Price \$US per tonr	\$825	\$909	\$863	\$837	\$816
<b>Top 10 Supply Countries - Quantity -thousand tonnes</b>					
Finland	1,818	1,858	1,756	1,722	1,678
Germany	1,373	1,354	1,037	996	1,004
Italy	501	551	544	587	590
Sweden	350	341	293	301	317
France	420	420	342	188	30
Belux	257	245	239	278	265
Austria	213	225	206	204	223
Indonesia	379	283	2	0	0
U.S.A.	132	120	107	92	100
U.K.	126	147	55	142	124
<b>Top 10 Supply Countries - Value \$US FOB million</b>					
Finland	\$1,427.5	\$1,611.0	\$1,494.3	\$1,434.5	\$1,370.6
Germany	\$1,138.6	\$1,240.0	\$883.9	\$802.1	\$797.1
Italy	\$415.2	\$511.7	\$459.7	\$487.1	\$483.5
Sweden	\$295.1	\$322.8	\$259.3	\$257.4	\$257.1
France	\$343.2	\$396.4	\$304.0	\$166.4	\$24.0
Belux	\$222.7	\$233.4	\$212.0	\$244.6	\$226.3
Austria	\$201.8	\$211.8	\$177.3	\$171.9	\$182.8
Indonesia	\$342.6	\$280.7	\$1.6	\$0.2	\$0.2
U.S.A.	\$125.4	\$113.7	\$104.7	\$91.0	\$96.5
U.K.	\$88.0	\$117.2	\$43.4	\$96.5	\$88.9

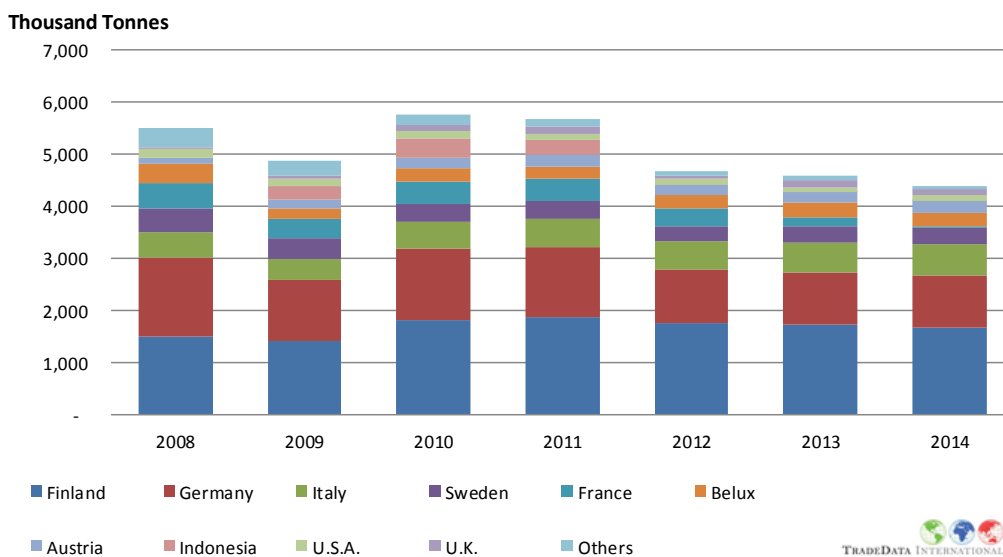
## Major Exporting Countries

6 European countries are the largest exporters of these lightweight coated papers. In 2014 the major exporters are Finland (38%), Germany (23%), Italy (14%), Sweden (7%), Belgium-Luxembourg (6%), and Austria (5%). Much of the large decline in exports in recent years is due to the collapse of exports from Indonesia and France.

**Chart 1. Major Exporting Countries - Light-weight paper, coated with inorganic substances, used for writing etc., of which more than 10% by weight of total fibre content consists of fibres obtained by a mechanical or chemi-mechanical process**



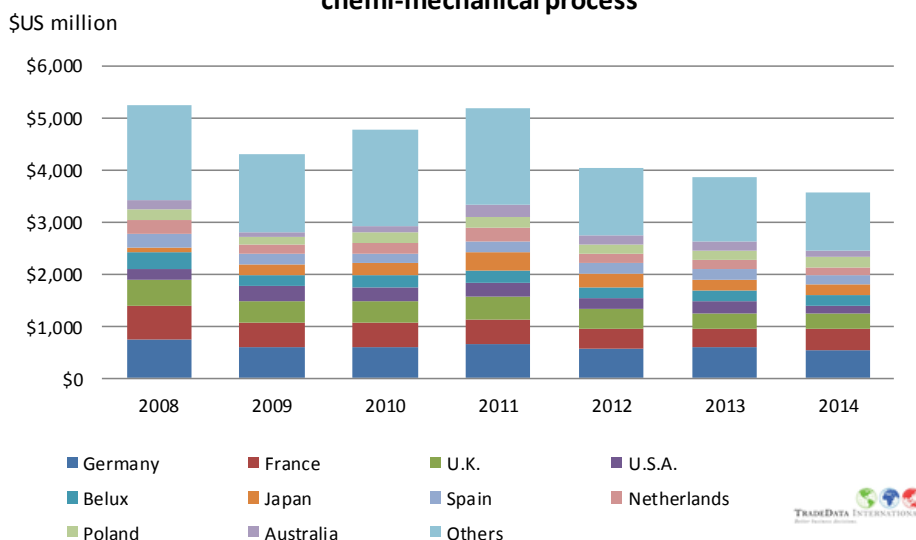
**Chart 2. Major Exporting Countries - Light-weight paper, coated with inorganic substances, used for writing etc., of which more than 10% by weight of total fibre content consists of fibres obtained by a mechanical or chemi-mechanical process**



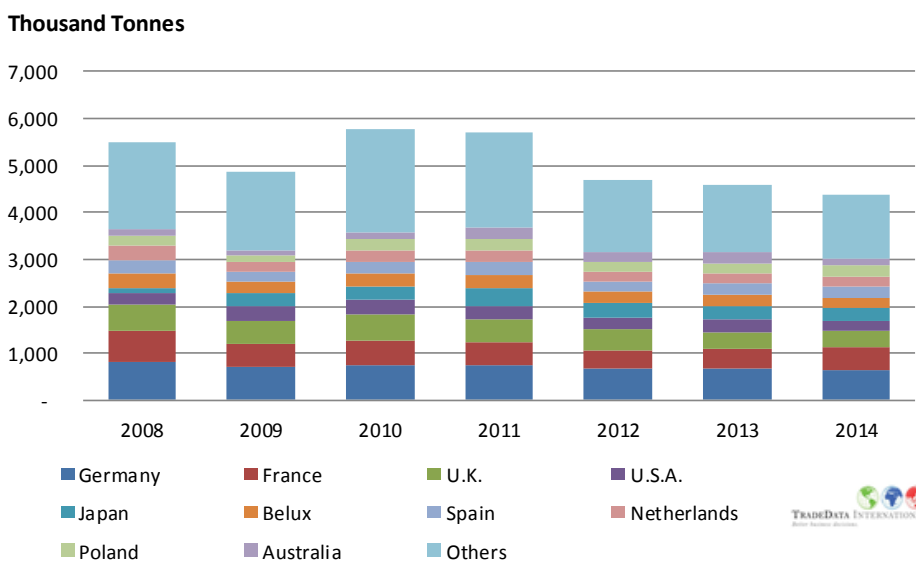
## Major Importing Countries

A wide range of developed countries are the major importers of lightweight coated writing paper. Most of the top ten countries are from Europe but the USA and Japan are also included. Note Finland the largest export country is not a major import country.

**Chart 3. Major Importing Countries - Light-weight paper, coated with inorganic substances, used for writing etc., of which more than 10% by weight of total fibre content consists of fibres obtained by a mechanical or chemi-mechanical process**



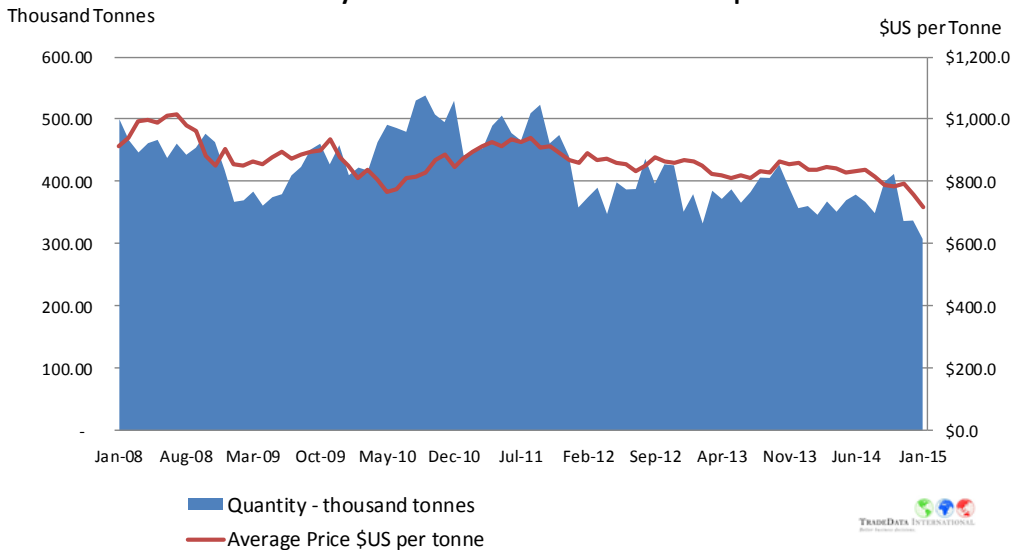
**Chart 4. Major Importing Countries - Light-weight paper, coated with inorganic substances, used for writing etc., of which more than 10% by weight of total fibre content consists of fibres obtained by a mechanical or chemi-mechanical process**



## Price and Quantity

Global monthly global export volumes peaked in the second half of 2010 at over 500 thousand tonnes and then declined to around 350 thousand tonnes by early 2015. Average prices declined over the same period from around \$US 930 per tonne to below \$US 800 per tonne.

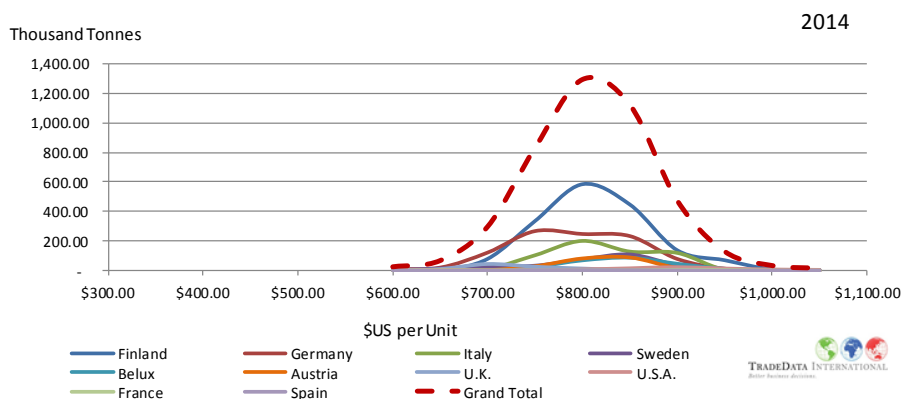
**Chart 5. Estimated World Trade of Light-weight paper, coated with inorganic substances, used for writing etc., of which more than 10% by weight of total fibre content consists of fibres obtained by a mechanical or chemi-mechanical process**



## Major Market Segments

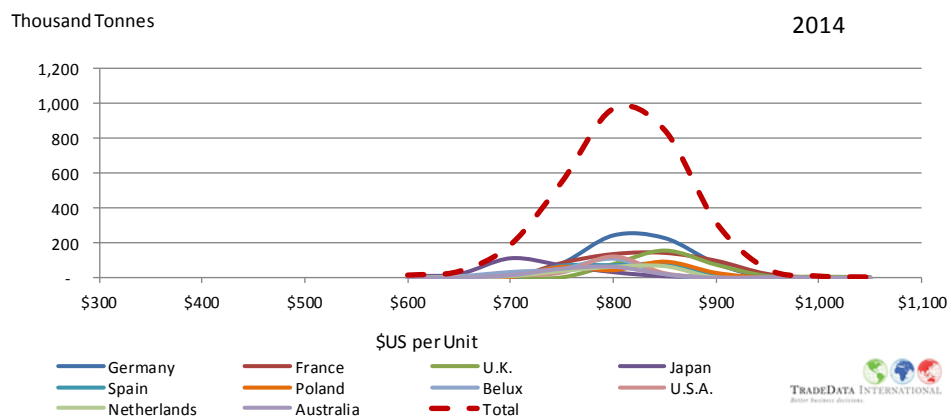
In 2014 exports mostly occur at prices between \$US 700 and \$US 900 a tonne. Most sales occur around \$US 800 a tonne and all the major export countries sell at this price.

**Chart 6. World Exports of Light-weight paper, coated with inorganic substances, used for writing etc., of which more than 10% by weight of total fibre content consists of fibres obtained by a mechanical or chemi-mechanical process**



Similar to exporters in 2014 all the major import countries also purchase at prices around \$US 800 per tonne.

Chart 7. World Imports of Light-weight paper, coated with inorganic substances, used for writing etc., of which more than 10% by weight of total fibre content consists of fibres obtained by a mechanical or chemi-mechanical process



### Acknowledgements

This report was prepared by TradeData International Pty Ltd and sourced using statistics from official government sources around the world as well as the UN international Trade Centre.

### *Disclaimer*

This paper has been supplied by TradeData International Pty Ltd ("TradeData"). TradeData makes no representation to any other person with regard to the completeness or accuracy of the data or information contained herein, and it accepts no responsibility and disclaims all liability (save for liability which cannot be lawfully disclaimed) for loss or damage whatsoever suffered or incurred by any other person resulting from the use of, or reliance upon, the data or information contained herein.

Copyright in this publication is owned by TradeData International Pty Ltd. The publication is provided on the basis that the user agrees not to copy the material contained within it for other than their own purposes. In the event that the user uses or quotes from the material in this publication - in papers, reports, or opinions prepared for any other person - it is agreed that it will be sourced to TradeData International Pty Ltd.